






INSTALLATION INSTRUCTIONS:

2019 OUTLAW SERIES REAR RECEIVER

093-1129-00

WILL FIT ALL 2019 OUTLAW SERIES MOWERS.

	<p>STEP 1</p> <ul style="list-style-type: none">• Find the pre-cut holes on the frame and rear cover panel where the receiver will be located.
	<p>STEP 2</p> <ul style="list-style-type: none">• Install the provided "U" nuts into holes on the rear cover panel with the flat side toward the ground as shown here.• Adjust the "U" nut so that the corresponding holes align and a slight snap occurs.
	<p>STEP 3</p> <ul style="list-style-type: none">• Use the provided 3/8 x 1" carriage bolts and the 3/8 x 1" hex head bolts to secure the receiver to the machine•