



BAD BOY MOWERS


INSTALLATION INSTRUCTIONS:

2019 Stand On Mower Front 2" Receiver Kit

❖ FITS ALL 2019 STAND ON MOWERS


STEP 1:

- Remove and retain the two self-tapping screws holding the bumper guard in place.




STEP 2:



- Remove and retain the two 3/8" bolts holding the mounting plate and spacers in place.
- Remove the mounting plate and spacers.



STEP 3:


- Add the receiver mounting plate and the receiver as shown.
- Align all the corresponding holes and use the 3/8" bolts, previously removed, to secure the top portion of the receiver together, also return the spacers to their original position as shown below.





STEP 4:

- Tighten all of the bolts.



STEP 5:

- Re-use the self-tapping screws to replace the bumper guard.

